





















22 100m Butterfly Men Final

Official

Total

Rank	Competitor	Age	Club	RT	PTS	Result
1	Alex Quach (V)	24		0.63		49.90 Entry: 52.18 -2.28
	25m: 10.56 50m: 22.94 (12.38) 75m: 35.99 (13.05) 100m: 49.90 (13.91)					
2	Lewis Clareburt	26		0.69		51.63 Entry: 52.45 -0.82
	25m: 11.00 50m: 24.32 (13.32) 75m: 37.86 (13.54) 100m: 51.63 (13.77)					
3	Christopher Elson	27		0.68		52.15 Entry: 54.18 -2.03
	25m: 11.10 50m: 24.20 (13.10) 75m: 37.75 (13.55) 100m: 52.15 (14.40)					
4	Ryan Peck	19		0.70		53.30 Entry: 53.60 -0.30
	25m: 11.20 50m: 24.54 (13.34) 75m: 38.51 (13.97) 100m: 53.30 (14.79)					
5	Sam Kenny	20		0.64		53.67 Entry: 54.13 -0.46
	25m: 11.22 50m: 24.78 (13.56) 75m: 38.83 (14.05) 100m: 53.67 (14.84)					
6	Lochlainn O'Connor	24		0.68		54.17 Entry: 54.71 -0.54
	25m: 11.69 50m: 25.86 (14.17) 75m: 39.99 (14.13) 100m: 54.17 (14.18)					
7	Orlando Hardie	17	Hamilton Aquatics	0.66		54.40 Entry: 54.34 +0.06
	25m: 11.68 50m: 25.24 (13.56) 75m: 39.37 (14.13) 100m: 54.40 (15.03)					
8	Daniel Kregting	17		0.66		54.44 Entry: 54.49 -0.05
	25m: 11.50 50m: 25.32 (13.82) 75m: 39.62 (14.30) 100m: 54.44 (14.82)					
9	Neo Salomonsson	16		0.75		55.77 Entry: 55.00 +0.77
	25m: 11.66 50m: 26.05 (14.39) 75m: 40.81 (14.76) 100m: 55.77 (14.96)					
10	Nemanja Markovic	17		0.62		56.92 Entry: 54.89 +2.03
	25m: 11.70 50m: 25.95 (14.25) 75m: 41.17 (15.22) 100m: 56.92 (15.75)					
11	MacAllister Clark	23		0.68		54.29 Entry: 55.15 -0.86
	25m: 11.57 50m: 25.53 (13.96) 75m: 39.80 (14.27) 100m: 54.29 (14.49)					
12	Jacob Humphries	16		0.75		55.52 Entry: 55.02 +0.50
	25m: 11.80 50m: 25.50 (13.70) 75m: 40.18 (14.68) 100m: 55.52 (15.34)					
13	William Campbell	30		0.69		55.82 Entry: 55.42 +0.40
	25m: 11.68 50m: 25.90 (14.22) 75m: 40.51 (14.61) 100m: 55.82 (15.31)					
14	Kayne Howat	17		0.65		55.88 Entry: 55.13 +0.75
	25m: 11.68 50m: 25.80 (14.12) 75m: 40.63 (14.83) 100m: 55.88 (15.25)					
15	Hunter Lloyd	17		0.65		55.90 Entry: 55.97 -0.07
	25m: 11.76 50m: 25.85 (14.09) 75m: 40.44 (14.59) 100m: 55.90 (15.46)					
16	Brendan Visser	19		0.73		56.18 Entry: 55.33 +0.85
	25m: 11.74 50m: 25.80 (14.06) 75m: 40.86 (15.06) 100m: 56.18 (15.32)					
17	Eric Yuan	17		0.67		56.20 Entry: 55.79 +0.41
	25m: 12.08 50m: 26.48 (14.40) 75m: 41.14 (14.66) 100m: 56.20 (15.06)					
18	Henry Williams	22		0.70		56.22 Entry: 55.23 +0.99
	25m: 11.59 50m: 25.61 (14.02) 75m: 40.56 (14.95) 100m: 56.22 (15.66)					
19	Joel Verran	19		0.72		57.19 Entry: 56.70 +0.49
	25m: 12.05 50m: 26.32 (14.27) 75m: 41.40 (15.08) 100m: 57.19 (15.79)					
20	Rui Hou	16		0.71		58.63 Entry: 56.12 +2.51
	25m: 11.66 50m: 26.22 (14.56) 75m: 42.12 (15.90) 100m: 58.63 (16.51)					

21	 Neo Ulrich	17		0.70	55.04 Entry: 56.77 -1.73
	25m: 11.35 50m: 24.97 (13.62) 75m: 39.56 (14.59) 100m: 55.04 (15.48)				
22	 Flynn Beattie	17		0.69	56.32 Entry: 56.84 -0.52
	25m: 11.89 50m: 26.17 (14.28) 75m: 40.90 (14.73) 100m: 56.32 (15.42)				
23	 Curtis Mellsop	22		0.68	56.55 Entry: 57.13 -0.58
	25m: 12.33 50m: 26.65 (14.32) 75m: 41.60 (14.95) 100m: 56.55 (14.95)				
24	 Liam Curling	16		0.67	57.44 Entry: 57.72 -0.28
	25m: 11.89 50m: 26.58 (14.69) 75m: 41.84 (15.26) 100m: 57.44 (15.60)				
25	 Michael Chen	15		0.70	57.71 Entry: 57.07 +0.64
	25m: 12.33 50m: 27.05 (14.72) 75m: 42.19 (15.14) 100m: 57.71 (15.52)				
26	 Ethan Cone	20		0.71	57.81 Entry: 57.61 +0.20
	25m: 12.63 50m: 27.05 (14.42) 75m: 42.24 (15.19) 100m: 57.81 (15.57)				
27	 Kase Glintmeyer	14		0.70	58.03 Entry: 57.97 +0.06
	25m: 12.33 50m: 26.72 (14.39) 75m: 42.08 (15.36) 100m: 58.03 (15.95)				
28	 Will Atkinson	15		0.78	58.04 Entry: 58.02 +0.02
	25m: 12.46 50m: 27.32 (14.86) 75m: 42.57 (15.25) 100m: 58.04 (15.47)				
29	 Sam Skidmore	16		0.70	58.43 Entry: 57.83 +0.60
	25m: 11.94 50m: 26.41 (14.47) 75m: 41.70 (15.29) 100m: 58.43 (16.73)				
30	 Jaci Yee	15		0.70	58.73 Entry: 57.81 +0.92
	25m: 12.39 50m: 27.20 (14.81) 75m: 42.64 (15.44) 100m: 58.73 (16.09)				